

© Foldabird 1958  
Traumann, Bailey, Blampey

**Birds, Box 750, New York 46, New York**

Please send me \_\_\_\_\_ sets of Audubon Birds. I'm enclosing 25c (no stamps) and 2 Nabisco Shredded Wheat box tops for each set. Also send me a free folder on how to be a Junior Audubon member.

Name (Child) \_\_\_\_\_  
 Name (Parent) \_\_\_\_\_  
 Address \_\_\_\_\_  
 City \_\_\_\_\_ Zone \_\_\_\_\_ State \_\_\_\_\_  
 (Please Print Plainly)



NEST AND EGGS

**Robin**  
 Length 10"  
 Often nests near houses. Eats fruits, worms, and insects. Loud caroling song, especially at daybreak.  
 Artwork and Text approved by National Audubon Society  
 © Foldabird 1958  
 Traumann, Bailey, Blampey  
 Designed especially for National Biscuit Company

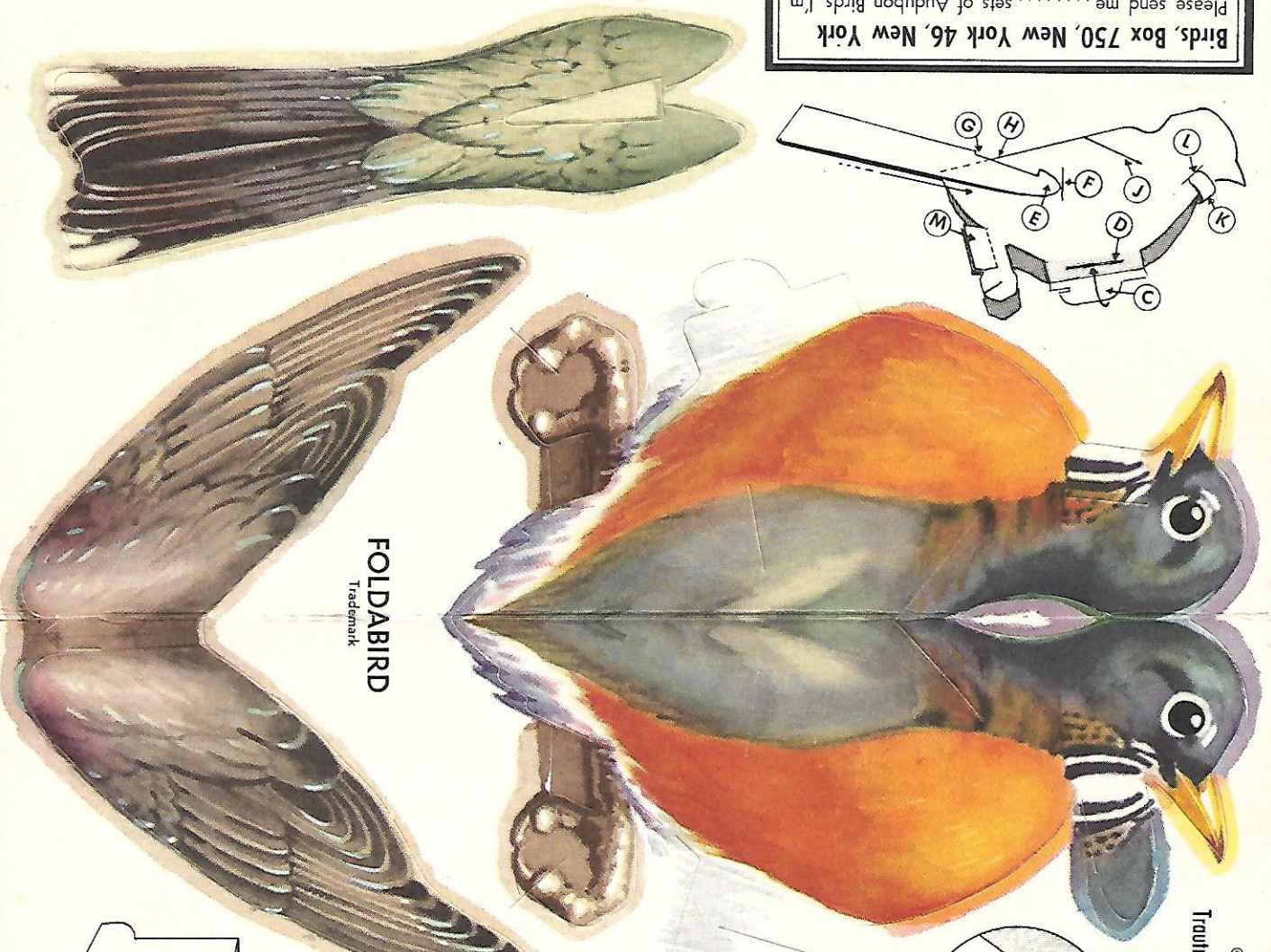
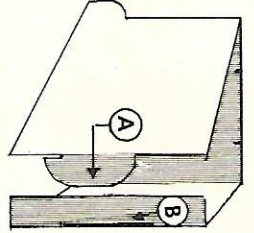
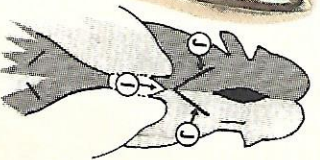
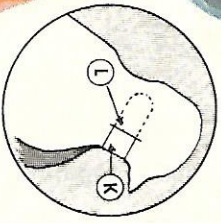
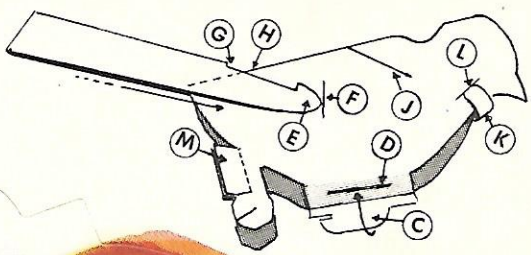


FEMALE

Get all 8 Audubon birds, Send coupon today!

**TO ASSEMBLE**

- Step 1**  
Press out base, body, tail, and wing sections.
- Step 2**  
Fold base on creases, insert A into B.
- Step 3**  
Fold body section along back. Fold in lower body tabs. Insert C into D.
- Step 4**  
Insert tail sections E into slots F. Push tail down so that tail vein G is against back line H.
- Step 5**  
Fold wing on creases. Insert center wing section I into neck slot J.
- Step 6**  
Fold and insert neck tab K all the way into neck slot L.
- Step 7**  
Fold in leg tabs M and place bird on base fitting slots in feet to slots in base.



**FOLDABIRD**  
 Trademark